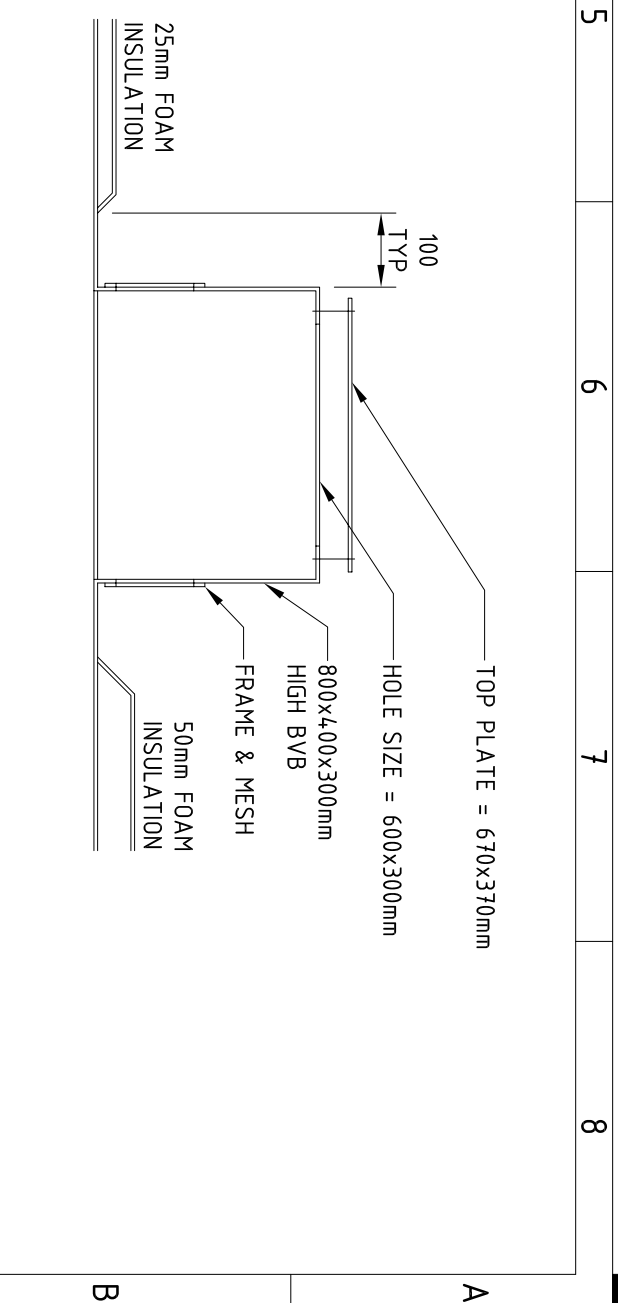


ELEVATION



SECTION A-A

INLET SIZE (mm)	DIM 'X' (mm)	DIM 'Y' (mm)	NO. OF SLOTS REQUIRED
15	667	37	1 ONLY
22	361	89	2 (1 EITHER SIDE)
25	420	90	2 (1 EITHER SIDE)
32	507	95	2 (1 EITHER SIDE)
42	555	105	2 (1 EITHER SIDE)
50	695	135	2 (1 EITHER SIDE)

SLOT DIMENSIONS & POSITION TO SUIT VARIOUS INLET SIZES

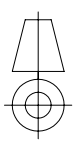
ISSUE	MODIFICATION	BY	CHK	APV	DATE
01	FIRST ISSUE	AL	GD	GD	29/04/03

BALMORAL GROUP LTD

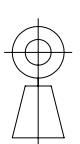
Balmoral Park, Loirston, Aberdeen AB12 3GY, Scotland
 Telephone +44 (0)1224 859000 Fax +44 (0)1224 859059
 E-mail group@balmoral.co.uk



THIS DRAWING IS COPYRIGHT AND IS ISSUED ON CONDITION THAT IT IS NOT COPIED, REPRODUCED OR DISCLOSED TO A THIRD PARTY WITHOUT CONSENT IN WRITING OF BALMORAL GROUP LTD., ABERDEEN



FIRST ANGLE PROJECTION



THIRD ANGLE PROJECTION

ALL DIMENSIONS IN MILLIMETRES UNLESS STATED OTHERWISE - DO NOT SCALE IF IN DOUBT - ASK

CLIENT
BALMORAL TANKS

DRAWING TITLE
BALMORAL ONE PIECE TANK - TYPE 'A' (AB) AIR GAP

DRAWN BY
Andrea Lovie

CHECKED BY
Gordon Duff

APPROVED BY
Gordon Duff

SCALE
1:10

DATE
29th April 2003

SHEET SIZE
A3

PROJECT No.
3292

DRAWING No.
AIRGAP300BVB

JOB No.
BTAN/0/005214

FOR INTERNAL USE ONLY

JS WH IR SP Foam Buff Elast Fab OC IMcW Proj